

Enshrouded Voices

For Soprano & Flute (Piccolo & Bass flute)

Hesam Abedini

San Diego

March 2015

This night holds my breath!

Break down this barrier!

Break down this barrier enshrouding all in darkness!

Mehdi Akhavān Sāles

Note for the performers

We as people start doing, using, or saying something and etc. for years and it transforms into the concept that is known as culture!

For the past 37 years, because of many reasons such as, government, religion, and history, women in Iran do not have the right to sing in public. There has always been some pressure on Iranian women who wanted to express themselves in public. As always there are many activists who try to change things but it is still not enough to incite reforms.

In this piece I try to express and remind this important issue using the Piccolo as the pressure and soprano singer as the woman who is struggling within the current sociopolitical atmosphere. In the last section, I borrowed a traditional Persian melody, which contains a neutral character because this issue is still alive and there is only hope.

Lastly, I hope this close-minded thought doesn't translate into the culture in Iran.

External materials

Vocalist needs to have a large black scarf on her shoulder in the entire piece. She is informed in the score in writing about, when she needs to take and bring her scarf in front of her face as she is hiding her face behind the scarf.

Stage set up

The score is divided with letters. From A to E.

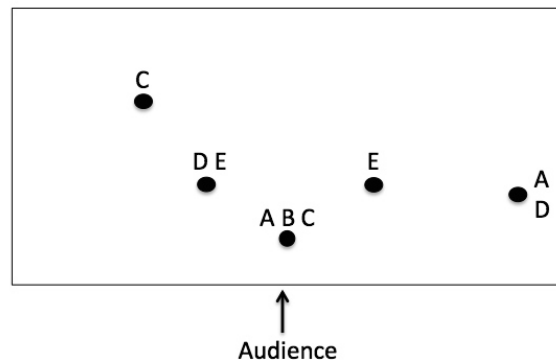
In the **A** section, the flutist stays either in the dark side of the stage or out side of the stage. The vocalist stands in front of the audience, in front of the stage.

In the **B** section, the flutist comes on the stage and stays in front of the vocalist as he hides her.

In the **C** section, the vocalist is moved to the back of the stage, far from the audience.

In the **D** section, the vocalist is moved to the front of the stage again, and the flutist moves to the darker side of the stage, as if he/she is not on the stage.

In the **E** section, the flutist walks back to the stage (while playing) standing in the middle of the stage while the vocalist is in front of the stage.








Score instruction





General:

- Dash bar lines are used when the meter is not strict. It shows the approximate time.

Vocal:

-  On the staff shows how the vocalist closes his/her mouth gradually after breathing.
-  Inhale,  Exhale
-  These are imaginary notes and should be acted silently.
- X Note head means singing while muting your mouth having one of the hands on the mouth.
- Note head with no stem  shows the rhythm of the vocalist's walking (foot steps)

Flute:

-  = air  = ½ air & ½ sound  = sound
- X Note head means key click.
-  Means blow into the flute (Close embouchure)

Enshrouded Voices

for voice & flute (piccolo & bass)

Hesam Abedini

A ♩ = 50

Flute

Soprano

f Inhale to get ready to sing. But close your mouth Slowly after the breath.

Bring your head down as you are disappointed, silently.

Bring your head up and look around in audience for help.

Continue looking around and gradually pretend you are feeling secure.

f Inhale to get ready to sing But close your mouth Slowly after the breath.

Bring your head down as you are disappointed, silently.

Bring your head up and look around in audience for help.

Inhale

B ♩ = 120 Relax

Fl. Piccolo

Grazioso

Flz

8

8

S

Continue looking around then open your mouth and pretend you want to start talking

Continue looking while having your mouth open and suddenly in the last second breathe as you want to start singing

mf Quickly bring your scarf in front of your face after you hear the flute

f Hide your face from the flutist and audience then turn around.

Slowly start walking to the back of the stage

p

mp

Slow down as the flute stops playing

C

Fl. Grazioso

Grazioso

15

15

S

Suddenly, stop and turn around, face to the audience and breathe as you want to try to sing.

mf Quickly bring your scarf in front of your face. then turn around and continue walking.

When you get to the back of the stage, stay there facing the audience.

p Keep your head down and don't look at the audience for the next three measures

f *p*

f

ff try to yell! angry and sad! Silently!

Enshrouded Voices

Fl. 23 *f* *mp* *sf* *mf* *f* *mf* *f* *f* *sf* *mf*

S 23 *ff* try to yell! angry and sad! Silently! *ff* try to yell! angry and sad! Silently! (Mute with hand) *mf* *mf*

Fl. 32 *sf* *mp* *f* *sf* *f* *mp* *f* *mp* *mf* *mf*

S 32 Bring your scarf in front of your face. take down the scarf and look for help in audience Continue looking as you are hopeful *f* Inhale as you want to try singing. *f* Inhale as you want to try singing, let the audience see you feel more secure *mf*

Fl. 44 *f* *mf* *mp* *f* *sf* *sfz* *f* *mf* *f* *sfz* *f*

S 44 *ff* Yell, Loudly but mute your voice in your throat! as you are angry! Bring your scarf in front of your face 'Shh' 'Shh'

53

Fl.

S

65

Fl.

S

Bring the piccolo down as you are very angry. ♩ = 69

78

Fl.

S

Gradually take of your scarf but keep your head down

Gradually bring your head up and start looking to the audience

continue looking, feel secure and get ready to say something...

Gradually start walking to the front of the stage while looking into the audience...

(Breath) *mf* (similar)

(Steps)

Start leaving the stage

D

87

Fl.

S

Get to your new position. Narrate the text as if you are scared.

Narrate the text as if you are gradually feeling scure....

Swallow your mouth water, Look into the audience as if you want to say something but you are not sure...

Narrate the text as if you are sad and angry. Emphasis on "Break Down"

Narrate the text as if you are angry. Emphasis on "Break Down"

Shake your head as if you are agree with what you are saying....

Narrate the text as if you are angry and you are sure about what you are saying

Emphasis on "Break Down" "Enshrouding"

This night *p con timore*

This night Holds My breath *mp* *p*

Break down this barrier! *mp non sicuro*

Break down this barrier! *mf* *mp* *Pesante*

Break down this barrier enshrouding all in darkness *sfz con fuoco* *f*

♩ = 50

E

Bass flute *dolce*

Fl.

S

Narrate the text as if you are very angry. Emphasis on "Break Down" "Barrier"

Hymming (close mouth)

Break down! this barrier

M...

103

Fl.

S

A.... (Indifferente al fine)

110

Fl.

S